



What's happening at Linn County, Oregon Parks Spring-Summer 2024

# Clear Lake Resort gets a facelift

By Alex Paul  
Communications Officer

**C**LEAR LAKE — It was a fortuitous day in April 2007 when Linn County Commissioners agreed to pay the Santiam Fish & Game Association \$100,000 for the assets of Clear Lake Resort.



One of the original wooden boats is now a shelving unit for Clear Lake gear.

The aging members of the Association had agreed to disband after many decades of operating the resort with its small lodge/restaurant and numerous cabins — many of which

were showing their wear.

Association members hoped to get \$10,000 for the buildings and planned to create a scholarship for outdoors/fisheries students at Oregon State University. The property is leased from the U.S. Forest Service.

There was the possibility that private enterprises could snap up the popular fishing and hiking spot about three miles south of the

Highway 20 and Highway 126 intersection, until Board Chairman Roger Nyquist said, “Add a zero to this and let’s get it done.”

And so, it was.

Within days Linn County was getting the resort



Clear Lake Ranger Devin Kress shows off the newly remodeled lodge/restaurant featuring live edge tables, corrugated metal wall coverings, knotty pine ceiling and trim and epoxy flooring and new counters.

ready for what would be a busy summer season.

Linn County operates the facility thanks to a land lease with the U.S. Forest Service.

The list of improvements made over the last 17 years is long.

- Move the fuel tanks used to operate generators farther away from the lake.

- Remodeling of several cabins inside and out.

- Selling off the old wooden boats and replacing them with aluminum models to decrease pollution.

- Adding kayaks and paddle boards to the rental fleet.

- Installing very popular yurts as boarding options.

And now, spiffing up the resort lodge with hands-on from many staff members.

Jerry Williams worked out of the county’s Cascadia County Parks shop to craft all new tables and counters for the reception and food service areas.

He worked with thick slabs of wood that Tristan Davis milled from a hazard tree felled at Cascadia County Park.

After much sanding, Williams left a “live edge” — bark — on each of the slabs. They also received a thick coating of a two-stage epoxy to create a durable clear finish that allows the beauty of the wood-grain to show.

Both restrooms have been updated and corrugated metal sheets are used to create wall covering about three tall. All of the wood trim is coated but has a natural look and there are new interior doors and hand-made screen doors.

The concrete floor was sanded and a durable coating applied.

And to cap off the project, 1,100 square feet of knotty pine tongue and groove planking was applied to the ceiling.

In a few words, the new look is “clean” and “bright”.



Ariana Altieri and Nick Green enjoyed a hearty breakfast with their daughter Gigi, 7, on a recent Saturday morning. They rented a boat and went fly fishing after breakfast.

**CLEAR LAKE ... See P. 2**

# Clear Lake Resort From Page 1

Clear Lake Ranger Devin Kress said the new look is much appreciated.

Guests such as Nick Green and his wife Ariana Altieri and their daughter Gigi, 7, from Portland were pleased that the new tables and counter tops utilized local wood.



Yummy cinnamon rolls are on the menu.

They were enjoying a hearty breakfast during their first visit to Clear Lake. After breakfast they were headed out for an afternoon of boating and fly fishing.

In addition to a new look, staff have added new menu items including a chicken pesto sandwich and cookies baked on-site.

The retail inventory – from food items to fishing supplies – has been expanded and there is an ample supply of Clear Lake clothing available.

Even though it was raining steadily on a recent visit, several people were milling about the lodge and asking about summer rentals.

Cabin and boat rentals are available year-round said new Ranger Devin Kress, who spent his first winter at the lake and is looking forward to summer work.

Kress comes to Linn County Parks & Recreation after earning a degree in geology from San Diego State University.

“I have always wanted to be a ranger and I love the beauty of Oregon,” Kress, 23, said.

He and his Australian Shepard Buck enjoy taking hikes around the lake when they can. He also enjoys playing his double bass on his days off. And he’s getting in some fishing time as well.

“I have to admit I have never been around that much snow,” the southern California native said.

Now that Linn County Parks & Recreation has added numerous campgrounds owned by the U.S. Forest Service, the Clear Lake staff will also maintain the Cold Water Cove campground on the southern edge of the lake. Reserve online at [www.recreation.gov](http://www.recreation.gov) or phone 1-877-444-6777.



**Above:** Clear Lake Ranger Devin Kress shows one of the new counter tops, which features an inlay of the lake’s outline. Several colors of LED lights are available. Children enjoy this new feature.



**Right:** Some of the new Clear Lake clothing.

**Below:** One of the new live edge tables made from a hazard tree offers a cozy place for a game of chess and a nice view of the lake.



**Above:** New corrugated metal wall covering and knotty pine doors and trim. All done by Linn County Parks & Recreation staff. **Below:** Mini-store selections have been increased.



# A day in the life of a Park Ranger

**C**ASCADIA — River Bend County Park Ranger Kade Pulliam says the best part of his job is seeing how happy families are after spending time in the solitude of the park that borders the South Santiam River near Cascadia.

“It might sound a little corny, but I really do take a lot of pride in how much people enjoy our park,” Pulliam said.

Pulliam, 37, has been a full-time Linn County Parks employee for seven years, plus a couple summer stints. The Anthony, Kansas native has a degree in Park Management Conservation from Kansas State University. “I enjoy seeing our returning guests and also making new returns,” Pulliam said. “It’s important that people like the park so much they want to come back year-after-year.”

Pulliam also enjoys training younger staff members and seeing them work their way up either within Linn County Parks or with state and federal programs.

“I don’t think of myself as mentor, but I guess, I like to help them learn,” Pulliam said.

In addition to River Bend and Cascadia county parks, Pulliam and his staff oversee the U.S. Forest Service campgrounds along the South Santiam River and this year, added Seven Mile Horse Camp, another Forest Service facility.

Every day is new and challenging, Pulliam said of why he enjoys his job.

“There is such a wide variety of things to do every day and it also changes by season,” Pulliam said.

Here is what a typical summer day’s work might look like

**8 a.m.:** Arrive at work; pull fees, process payments, run reservation report for the day; direct seasonal staff on various tasks — Cascadia, Forest Service sites, etc. (Can include landscape maintenance, fees and reservations, restroom cleaning, campsite clean-up, trail maintenance, trash removal, minor repairs, customer support and information, verifying reservations for the night, etc.)

**9 a.m.:** Patrol the campground for enforcement issues, maintenance needs.

**10 a.m.:** Clean cabins and yurts after guests check out.

**Noon:** Lunch Break

12:30-2 p.m.: Clean restrooms and empty park trash



*River Bend and Cascadia county parks Ranger Kade Pulliam says the great variety of his job responsibilities and the families that return to the campgrounds every summer make his job fun and rewarding.*

cans.

**2-4 p.m.:** Direct arriving guests, ensure rules are followed, make sure everyone is having fun, problem solve issues.

**4-4:30 p.m.:** Finish critical projects, check in with seasonal staff, identify issues, hand-off to evening shift.

In summer months, the Park Rangers work a rotating schedule — “swing shift” some nights and “day shift” on others to better serve the public. In the winter, most of the staff work the same schedule so we can do projects that require more people.

Most Park Rangers have a “home

park”, but are also responsible for satellite sites. For example, Kade Pulliam primarily oversees River Bend County Park, but also handles Cascadia and USFS parks on Highway 20. Other rangers have day use sites and boat ramps that they check and clean along with their main park.

What do we do in the “off season”?

- Running parks with some sites/loops closed

(abbreviated version of above)

- Making repairs to park buildings, fences, roadways, site markers, etc.
  - Checking vault toilet levels
  - Taking water samples for the water systems
  - Helping with group projects — building yurts, remodeling, construction projects, leaf pick-up, snow removal, hazard tree identification and removal, etc.
  - Taking inventory  
Repair floating restrooms, booms, and docks.
- Special skills of our Parks Rangers and parks staff (beyond just being nice people!):
- Commercial Driver’s License (CDL)
  - Search and Rescue training (with LCSO)
  - Certified Playground Inspection
  - Hazard Tree Identification Certification
  - Construction experience- excavation, concrete, plumbing, electrical, painting, etc.
  - Woodworking
  - Chef/Culinary
  - Computer/IT  
Law enforcement

Every year, Linn County Parks & Recreation hires seasonal help starting in early March.

Here are some of the jobs we hire for each year:

- Seasonal Ranger
- Mower
- Clear Lake Lodge Cook
- Guest Services
- Camp Hosts
- Campground Caretakers

Most of our full-time staff started as seasonal staff.

If you are interested, visit <http://Linnparks.com/general-info/jobs-volunteer/>.

## Stacey Whaley

### Parks Director



**T**he biggest news for Linn County Parks and Recreation this spring is our management of more Forest Service campground sites.

#### U.S. Forest Service sites

Linn County Parks & Recreation is now managing 25 U.S. Forest Service sites throughout Linn County and even into part of Marion County in the Detroit corridor. The sites up the Breitenbush River did NOT burn in the fires of 2020! Check out the map and information in this issue to make your reservations now.

#### Clear Lake upgrades

While many of our parks have been closed in the off season, our parks staff have been busy getting things ready for summer 2024. We have just completed a partial renovation of Clear Lake Resort. The inside of the lodge has received a much-needed facelift.

We have been slowly working through each of the cabins repainting and upgrading damaged furniture. The cabins are so popular that we have to get in and out quickly, so watch for more upgrades over the next year or so.

We also hope to have a “glamping” tent option at Cascadia County Park and add another yurt at River Bend this spring/summer. The new restroom building should be ready to go for summer use in Lewis Creek County Park as well.

#### Green Peter update

The Thistle Creek Boat Ramp is open and usable. While the Army Corps of Engineers is still planning to do a drawdown later in the summer, it will be very usable early in the season. Bring your boat out sooner rather than later for the best conditions. If you are wondering about water levels, you can find current information at the U.S. Geologic Survey (USGS) site: <https://waterdata.usgs.gov/or/nwis/current/> or on the US Army Corps of Engineers website <https://www.nwd-wc.usace.army.mil/nwp/teacup/willamette/>.

#### Ice storm damage

Storm damage from the ice event in January has resulted in a lot of tree and debris clean up across our park properties. Until new trees grow up enough, you may want to plan ahead by bringing a shade tent or pop-up with you to your favorite park.

#### Reservation systems

The nine-month reservation window has thrown a few of you for a loop this year. We still have openings at some of our most popular parks, even for the busiest weekends. Don't forget to get your reservations made now to save your spot!

#### Events held at our parks

Linn County Parks hosts many events each year. This past fall, we got to host the Upper Willamette Dis-

trict FFA Soils competition at Waterloo County Park. Along with parks staff, the Linn Soil and Water Conservation District (LSWCD) hosted a full soggy day of soil analysis for students from six different schools across the area.

We also hosted the Oregon State Parks P.O.S.T. (Parks Officer Safety Training) Academy in January at Waterloo.

Lewis Creek County Park will be the site of the Best in the West Triathlon and the open water Water

Polo Tournament in June. The Native American Cultural Encampments return to Cascadia and Waterloo Parks in July and August again this year too. There is always something going on in Linn County Parks!

#### Come work with us!

We are in the process of hiring our summer seasonal staff, but it's not too late! Current openings are posted on our webpage ([linnparks.com](http://linnparks.com)) and applications are still being accepted. Some positions even include housing or campsite for your RV.



*It is against the law ...*

## Don't tamper with water safety barrier

**S**WEET HOME — It is illegal to play on or tip over the colorful synthetic swimming safety boom at Lewis Creek County Park.

Someone could be charged with criminal mischief.

It is there for the safety of swimmers at the popular day-use area on Foster Reservoir. It is large and colorful so people can easily see it and know they should not swim beyond it, or if in a boat or other watercraft, get too close to the swimmers.

It was installed in 2021 because in July 2020 a young boy was killed when the driver of a jet ski accidentally hit the gas controls and could not get the vehicle stopped before it slammed into two six-year-old children.

Kennedy Swenson was injured, including a broken jaw. Zachary Maynard was suffered severe head trauma and died.

The driver of the jet ski was 23 years old and had not been drinking. He was attempting to remove his life

jacket that featured a safety switch wire that would stop the jet ski should he fall off. He placed the life jacket over the jet ski's handlebars and that created enough pressure to accelerate it and throw the driver off.

There was no way to stop the watercraft since the kill switch had not been activated and he was no longer in control of the machine.

Linn County installed the \$255,000 barrier in hopes of never experiencing another accident like that in the future.

The boom is designed to stop a 27-foot boat and reduce it from 60 miles per hour to zero in a half-second.

It is not to be played on or tampered with under any circumstances.



Have you heard the news? Linn County Parks is hiring.  
[www.linnparks.co](http://www.linnparks.co)

# If it's made of wood, Jerry Williams can make or mend it

By Alex Paul  
Communications Officer

**C**ASCADIA — For someone with a gregarious personality, Jerry Williams spends a lot of time along working in a small workshop at Cascadia County Park.

Williams, 77, spent most of his career working with or managing lots of people in Oregon and California. In recent years, Williams has devoted about 20 hours a week building or fixing furniture for anything and everything needed by the Linn County Parks & Recreation Department.

For example, one a recent day, his workshop was filled with two decorative wooden pillars that will be installed at the historic Moyer House — part of the Linn County Museum — in Brownsville; a large bookcase, screen doors for Clear Lake Resort and a futon for some of county's popular yurts.

"I guess my love of woodworking started when I was in junior high and high school in Medford," Williams said. Working in his uncle's cabinet shop taught him to be very picky about his work.

"I had to correct the sanding of parts when there were cross grain scratches," Williams said. "If something wasn't right, I got to do it over again."

Williams worked for Montgomery Ward in both Klamath Falls and Jantzen Beach and then supervised insulation crews for a pole building company in Clackamas.

He made a big change in his career as a manager of a bread company in San Fernando, California, that included supplying a major thrift store and 10 routes.

Semi-retirement brought him to the mid-valley. One of his sons lived in Bremerton, Washington and his parents lived in southern Oregon.

His involvement with Linn County Parks started when he and his wife, Candace, became camp hosts at Sunnyside County Campground on Foster Reservoir.

Now, they live in a large RV at River Bend County Campground.

It might be easier to talk about what kinds of projects Williams doesn't do, than those he tackles on a regular basis. He has built secure information and registration kiosks at several parks



A couple projects: a large book shelf, left, and a futon from Clear Lake Resort that needs fixed.



New "glamping tent" framework.



Jerry Williams turns out a lot of work — including screen doors — from his small woodshop at Cascadia County Park.

and furniture of all types and sizes, from bunk beds to small tables to hold microwave ovens or refrigerators in yurts. He even handmakes rustic picture frames.

He has helped install the new cement board log-style siding on Clear Lake cabins and is especially proud of the new tables and counter tops he made out of wooden slabs from a danger tree felled at Cascadia County Park. He said Tristan Davis milled the thick slabs that feature a "live edge" — bark — were deep sanded and covered with a thick two-stage epoxy coating.

He calls it a "bar top" finish that highlights the beauty of the wood.

In addition to his hands-on work, Williams also enjoy planning and determining materials needs for the county's yurts and for a new offering, a "glamping" tent that will be set up this year.

He helps assemble yurts.

"I pre-finished and prepared some of the parts, estimating and purchasing materials for those parts. I also figured out parts needed for the yurts railing and benches when I installed them," Williams said. "I built the framework for the deck cover on the first

yurt built at Riverbend and the railing and step up to the deck. I built the railing and benches on the second and third yurts at Riverbend. I helped install the laminate flooring in those yurts as well including the finishing, installation and purchase of the molding installed around the edges of the flooring." Williams said he enjoys woodworking because he can see "something tangible" at the end of a day.

He also enjoys new challenges. For example, the two wooden columns



Williams is proud of two handmade pillars for the Moyer House in Brownsville.

he made for the Moyer House, required turning on a lathe. He jobbed that out to a company in Eugene.

And he doesn't just do woodworking, he helps pour concrete and even stripes parking areas when needed.

Williams and his wife have been married 59 years and have three grown children, seven grandchildren and four great-grandchildren.

When he isn't working, he and his wife enjoy visiting family members, attending football games, fishing and traveling around the United States.

Williams will be 77 in November, but has no immediate plans to slow down.

"It's healthier to stay busy," Williams said, adding that although he works alone much of the time, he "never feels lonely."

# Linn County Parks — Facts vs. Myths ?

**Myth:** Linn County Parks and Recreation is funded by my taxes.

**Fact:** LCPR is mostly funded by user fees (camping, day use, moorage, etc.). Additional funds are secured through grants, RV licensing fees, and the Transient Lodging Tax (TLT) on overnight stays in Linn County areas outside of Albany. LCPR has not been funded by regular property taxes or the general fund for many years. We try very hard to provide a quality user experience while spreading the costs for supplies, maintenance, and staff across all system users.

**Myth:** Foster and Green Peter Reservoirs are managed by Linn County Parks and Recreation.

**Fact:** These reservoirs (and others in the Willamette River basin) are managed by the Army Corps of Engineers. They take into consideration many different factors when managing water levels, including: weather forecasts, power generation need, fish passage, water temperature, downstream flow rates, recreational use, and more. If you are wondering about water levels, you can find current information at the US Geologic Survey (USGS) site: <https://waterdata.usgs.gov/or/nwis/current/> or on the U.S. Army Corps of Engineers website <https://www.nwd-wc.usace.army.mil/nwp/teacup/willamette/>.

**Myth:** Linn County Parks closed Yellow Bottom Campground.

**Fact:** Yellow Bottom and Old Miner's Meadow are owned and managed by the Bureau of Land Management (BLM). Linn County Parks only manages up as far as the Quartzville Group Camp. To check availability and reserve Yellow Bottom or Old Miner's Meadow, visit: <https://www.recreation.gov/>.

**Myth:** Linn County Parks and Recreation only has campgrounds.

**Fact:** Linn County Park & Recreation operates and maintains many different properties, including boat ramps, day use sites, waysides, covered bridges, a resort, campgrounds, the Linn County Museum and historical Moyer House. Linn County Parks & Recreation operates almost 30 different locations! (And we are adding 25 more.)

**Myth:** Our camping fees will go to the Forest Service for their parks when Linn County Parks & Recreation takes over management.

**Fact:** Forest Service sites charge camping and day-use fees just like the Linn County Parks & Recreation parks. These fees go to provide staff, water, electricity (a few parks), cleaning, toilet paper, and more at those sites. None of the fees from Linn County parks will subsidize the Forest Service parks because they are self-supporting. Most of the USFS parks are in Linn County, with a few in the Detroit Ranger District/Marion County. We hope that you will come visit us at a new site this year and enjoy the great service you

have grown accustomed to from LCPR.

**Myth:** It is really hard to get a job with Linn County Parks and Recreation.

**Fact:** We hire approximately 60 seasonal employees every year to help with all the tasks that need to be done. Most of our full-time staff started as seasonal employees before they were hired full-time. If you or someone you know is interested in being a seasonal ranger, camp host, booth attendant, guest services, caretaker, Clear Lake cook, or maintenance helper, download and complete an application at <http://linnparks.com/general-info/jobs-volunteer/>.

## DID YOU KNOW ... ?

- Linn County Parks & Recreation only has 15 year-round staff members.
- Almost all of the building, construction, and renovations we do are completed by our own staff. Linn County Parks & Recreation staff even built the furniture in the Clear Lake Lodge out of a hazardous tree that had to be removed from Cascadia County Park last year!

- Linn County Parks & Recreation has annual passes available for day use at both Lewis Creek and Sunnyside County Parks. (Call the office for more information at 541-967-3917.) Just hang the tag from your vehicle's review mirror when you park.
- Junior Ranger Activity Books are back and even better! If you are between ages 5-12, ask any Park Ranger for your copy. Complete the activities and turn in your book at one of the park drop fee stations for prizes.
- To easily pay for first-come, first-serve campsites at the U.S. Forest Service parks, download the Recreation.gov app on your phone from the app store (before you get out in the woods where cell service may be poor.) When you set up your account, you can use the "Scan and Pay feature" to scan the QR code at the site. It's super easy!
- Due to the varying requirements of the Federal and County systems, Linn County Parks & Recreation reservations can be made at Linnparks.com, but Forest Service sites must be reserved at Recreation.gov (either the website or the app.) Both are linked on our website, [www.linnparks.com](http://www.linnparks.com).



Thank you for choosing Linn County  
Parks & Recreation.

We hope to see you again soon!



## Did you know?

Linn County Parks and Recreation is now running 25 Forest Service campgrounds!

To reserve, go to <http://Recreation.gov> up to 6 months in advance of your stay.

The USFS parks along the Breitenbush River did NOT burn in the 2020 fires. Come check them out!

To reserve, go to <http://Recreation.gov> up to 6 months in advance of your stay.



## On-line parks reservations

Linn County Campgrounds: [www.linnparks.com](http://www.linnparks.com)

Forest Service Campgrounds: [www.recreation.gov](http://www.recreation.gov)



# Enjoy the outdoors, but leave no trace

## Principle 1: Plan Ahead and Prepare

When outdoor visitors plan ahead and prepare, it helps to accomplish trip goals safely and enjoyably while simultaneously minimizing damage to the land. Poor planning often results in a less enjoyable experience and damage to natural and cultural resources.

### The Basics:

Know the regulations and special concerns for the area you'll visit.

Prepare for extreme weather, hazards, and emergencies.

Schedule your trip to avoid times of high use.

Visit in small groups. Split larger parties into smaller groups.

Repackage food to minimize waste.

Use a map and compass to eliminate the use of rock cairns, flagging, or marking paint.

## Principle 2: Travel & Camp on Durable Surfaces

The goal of travel outdoors is to move through natural areas while avoiding damage to the land, foliage, or waterways. Understanding how travel causes impacts is necessary to accomplish this goal. Travel damage occurs when surface vegetation or communities of organisms are trampled beyond recovery. After traveling to an area, we can have a significant effect on where we decide to camp. The resulting barren area leads to soil erosion and the development of undesirable trails or trampled areas. By understanding the best practices to travel and camp on durable surfaces responsibly, we can minimize human impact on outdoor spaces.

### The Basics:

Durable surfaces include established trails, campsites, rock, gravel, and dry grasses or snow.

Protect riparian areas by camping at least 200 feet from lakes and streams.

Good campsites are found, not made. Altering a site is not necessary.

### In popular areas:

Concentrate use on existing trails and campsites.

Walk single file in the middle of the trail, even when wet or muddy.

Keep campsites small. Focus activity in areas where vegetation is absent.

### In undisturbed areas:

Disperse use to prevent the creation of campsites and trails.

Avoid places where impacts are just beginning.

## Principle 3: Dispose of Waste Properly

The waste humans create while enjoying outdoor spaces can have severe impacts if not disposed of properly. It is crucial to anticipate the types of waste you will need to dispose of and know the proper techniques for disposing of each type of waste in the area you are visiting. Leave No Trace encourages outdoor enthusiasts to consider the impacts they leave behind, which will undoubtedly affect other people, water, and wildlife.

### The Basics:

Pack it in, pack it out. Inspect your campsite and rest areas for trash or spilled food. Pack out all trash, leftover food, and litter. Burning trash is never recommended.

Deposit solid human waste in catholes dug 6-8 inches deep at least 200 feet from water, camp, and trails. Cover and disguise the cathole when finished.

Bury toilet paper deep in a cathole or pack the toilet paper out along with hygiene products.

To wash yourself or your dishes, carry water 200 feet away from streams or lakes and use small amounts of biodegradable soap. Scatter strained dishwater.

## Principle 4: Leave What You Find

The items we find in nature have a role to play, either in the ecosystem or the story of the landscape. Leaving what we find in place helps to preserve both. Allow others a sense of discovery by leaving rocks, plants, archaeological artifacts, and other objects of interest as you find them.

### The Basics:

Preserve the past: observe cultural or historic structures and artifacts, but do not touch them.

Leave rocks, plants, and other natural objects as you find them.

Avoid introducing or transporting non-native species.

Do not build structures, furniture, or dig trenches.

## Principle 5: Minimize Campfire Impacts

Once necessary for cooking and warmth, campfires are steeped in history and tradition. Some people would not think of camping without a campfire.

Campfire building is also an essential skill for every camper. Yet, the natural appearance of many areas has been degraded by the overuse of fires and increasing demand for firewood. Moreover, wildfires continue to threaten outdoor spaces and are primarily caused by humans. We can minimize campfire impacts by keeping a few key things in mind.

### The Basics:

Campfires can cause lasting impacts on the environment. Use a lightweight stove for cooking and enjoy a candle lantern for light.

Use established fire rings, pans, or mound fires where fires are permitted.

Keep fires small. Use only sticks from the ground that can be broken by hand.

Burn all wood and coals to ash, put out campfires completely, then scatter cool ashes.

## Principle 6: Respect Wildlife

Whenever you are in an outdoor space, you are in

the natural habitat of many wild animals and should work to minimize your impact on them. Human impacts on wildlife can result in negative human-wildlife interactions, aggressive animals, a decline in the ecosystem's health, and relocated or euthanized animals. All these impacts can be avoided if visitors respect wildlife on all outdoor trips.

### The Basics:

Observe wildlife from a distance. Do not follow or approach them.

Never feed animals. Feeding wildlife damages their health, alters natural behaviors, and exposes them to predators and other dangers.

Control pets at all times, or leave them at home.

Avoid wildlife during sensitive times: mating, nesting, raising young, or winter.

## Principle 7: Be Considerate of Others

One of the most important components

of outdoor ethics is to maintain courtesy toward others.

It helps everyone enjoy their outdoor experience. Excessive noise, uncontrolled pets, and damaged surroundings detract from the natural appeal of the outdoors. Being considerate of others ensures everyone can enjoy nature no matter how they interact with it.

### The Basics:

Respect others and protect the quality of their experience.


Be courteous. Yield to other users on the trail.

Greet riders and ask which side of the trail to move to when encountering pack stock.

Take breaks and camp away from trails and others. Let nature's sounds prevail. Avoid loud voices and noises.



We want to hear from you. Please take our survey.



Just point your phone camera at this QR code and answer a few questions we can use to help make your Linn County Parks & Recreation experience better.

## Campfire Cookin'

# Mountain Breakfast Skillet

Courtesy: Fresh Off The Grid

Fried potatoes, peppers, onions, cheesy scrambled eggs, and sausages, what more could a hungry camper ask for for breakfast?

Cheesy scrambled eggs and potatoes in a cast iron skillet

A cross between a potato hash and a cheesy frittata, this classic camping breakfast is often referred to as a “Mountain Man Breakfast”. We have no idea where the name came from (and neither does Google apparently) but what we do know is it’s incredibly easy to make, super satisfying to eat, and quick to clean up. All you need is a single skillet!

For the flavor profile of this recipe, we wanted to keep things firmly within the “Classic Americana” category, so we went with golden potatoes, green bell pepper, yellow onion, garlic, maple sausage, and cheddar cheesy eggs. The end result is a mash-up of some of the greatest savory breakfast flavors, all in a single bite!

So, if you’re looking for a simple, one-skillet breakfast that’s full of protein, then you will definitely want to give this breakfast skillet a try!

## Ingredients

**Potatoes:** We suggest using waxy potatoes like Yukon Gold, Red, New, or even fingerling potatoes. They will keep their structure, even when pan-fried.

**Peppers & Onion:** Use any color bell pepper if you want to keep the flavor mild, or, for some extra heat, consider using an Anaheim or Poblano pepper. For the onions, we like go with a classic yellow. But white or red would work as well.

**Cheese + Eggs:** One of the signature parts of this breakfast are the cheesy scrambled eggs.

**Breakfast Sausage:** Lots of options here to choose from: links or crumbles, mild or spicy, meat or vegan. They will all work, so it’s up to you.

**Spices:** Salt, Pepper, Garlic Powder.

**Toppings:** Sliced scallions, jalapeños, cilantro, hot sauce, more cheese... The sky’s the limit!

### Equipment

**Cast Iron Skillet:** For breakfast hash like this we recommend using a large cast iron skillet. We used our 12” Lodge skillet (a 10” would work as well). You can use it over a camp stove or a campfire and it does a great job radiating heat up, which can help speed up the cook time for the potatoes. Just be sure to add some extra oil before you try to scramble the eggs.

## Cooking Directions


Prep The Potatoes, Peppers, And Onion

The smaller you cut your veggies, the quicker they will cook, but if you go too small, they will be hard to pick up with a fork. We aim for roughly 1/2” cubes, which we think is big enough to pick up easily but won’t take all morning to cook. Start with some oil and the potatoes. Once the potatoes have gotten a 5 minute head start, add the peppers and the onions.

**Recipe modification:** You can swap the potatoes out for frozen shredded potatoes, like in this hash brown breakfast casserole. They will need a little less time to cook.

### Add The Sausage

If you are using uncooked meat sausages, you’ll want to get them around the same time you add the onions. But if you’re using pre-cooked or veg-



gie sausages, you can wait until all the veggies are starting to looking nearly done and then add them just to warm them up.

### Scramble The Eggs

For the scrambled eggs, be sure to beat the eggs thoroughly. You want to make sure the whites and yolks are fully integrated. This is also a great time to add in some shredded cheese (although reserving some extra for topping is highly encouraged).

Before adding the egg mix, reduce the heat, bank the veggies to the side of the skillet, add some oil to the middle, and then pour the mixture in. Keep the eggs moving with your skillet until they start to firm up and then integrate with the rest of the veggies.

### Toppings

You have a lot of options in terms of additional toppings. Sliced scallions and extra cheese is what we went with. But cilantro, jalapenos, hot sauce, or bacon bites would all work!

### Ingredients

- 2 tablespoons oil, divided
- ½ pound Yukon gold potatoes, cut into ¼”-½” cubes
- 1 green bell pepper, diced
- 1 yellow onion, diced

½ teaspoon sea salt

¼ pound sausage, about 6 links

6 eggs

1 cup shredded cheddar cheese

Chopped green onions, ground black pepper, and hot sauce, to serve

Cook Mode

### Instructions

Heat a large skillet over medium heat and add 1 tablespoon of oil. Add the potatoes and cook, turning them occasionally, until they begin to brown, about 10-15 minutes.

Add another tablespoon of oil and the green bell pepper. Saute for 5 minutes until beginning to soften, then add the onion and salt. Saute for about 5 minutes, until the onion is soft and beginning to take on color. Add the sausage and cook until browned.

Thoroughly beat the eggs in a bowl. Once all the vegetables are soft and browned, lower the heat and push them to the sides of the pan. Add a bit of oil to the center of the pan, then add the eggs and the shredded cheese to the skillet. Use your spatula to scramble the eggs until they set. Then, fold the vegetables back into the mix.

Remove from the heat and top with sliced green onions, cracked pepper, and hot sauce (optional).

**Don't spread invasive species, get firewood close to home**

A reminder not to move firewood. Trees that fell during recent winter storms may contain invasive, tree-killing insects. These pests can spread quickly when wood is transported to new places. Firewood is a major pathway for invasive species. You might not be able to see them when looking at firewood, but pests and fungi can hide inside logs and sticks. When they arrive at a new location, they can leave the wood and find new habitat to infest.

Biologists think firewood has been a vehicle for new infestations of invasive insects and diseases, including the emerald ash borer and the Mediterranean oak borer. These insects, which are not native to our region, recently have been found in local trees, and they have the potential to wipe out the region's Oregon ash and Oregon white oak populations. You can protect our trees from EAB and other tree-killing pests such as Mediterranean oak borer by not moving firewood more than 30 miles from where it was cut.

When you burn firewood sourced locally, it still may contain pests and diseases, but it probably already exists in that area, so you're not introducing new problems. When buying or harvesting firewood, the rule to follow is the more local, the better. Drying or seasoning firewood only sometimes removes pests and diseases. Commercially dried firewood is safer to transport than other varieties, but buying wood where you plan to use it is the safest choice.

Please check with your Linn County Parks Ranger or camp host to purchase locally produced firewood.

Graphic courtesy of the Oregon Department of Agriculture.



**SATURDAY**

Today, as before, we start with a prayer at sunrise; camp opens at 10 a.m. and the Meet & Greet will be from 10-10:30 a.m.

**Craft Class from 11 a.m. to 1 p.m.**

**Native American Traditional Dancing Demonstration and Information 1-3 p.m.**

Beautiful bright colors moving in the breeze, feather flowing in the air, the heartbeat of Mother Earth, voices singing a song for everyone to dance to and prayers in each step.

**Evening Prayer**

Please join us in prayer after we have finished daily presentation.

**Sunday**

**Morning Prayer:** We start the day at 6 a.m. with a prayer at sunrise. You may join us if you wish. Camp will open with a meet and greet from 10 -10:30 a.m.

**Native American Traditional Dancing Demonstration & Information 1-3 p.m.**

Dance demonstration and information about our dance regalia and meaning of the dancing. We will also answer questions and are happy to share our dancing traditions with you.



JOHN LAVERTY

August 3, 1958 to August 14, 2023

**Thank You Feast 5-7 p.m.**

We welcome all of our new friends with a feast to thank everyone for coming and sharing our culture and traditions. We thank all those who helped us

with everything. We hope you enjoyed yourselves. Hiya Masi (Thank You)

**Ending Prayer**

We thank the Creator for everything and everyone who has come to share with us and all those who have helped us. Blessing to all.

**Hiya Masi — Thank You**

We wish to thank our friends at Linn County Parks & Recreation for bringing us back this year, the Park Rangers for everything they have done for us and all of the help needed to bring these encampments together.

**Contact Information**

You can reach Deitz Peters/Cultural Encampment Director/Cultural instructor at: [petersdeitz@gmail.com](mailto:petersdeitz@gmail.com) and at [naculturalencampment.org](http://naculturalencampment.org) and the Linn County Parks web page.

**Also:** Kathy Keating-Peters Non-Profit information Liaison.

**Native + American + Cultural + Encampments**



Brought to you by Linn County Parks & Recreation  
Open to the public

**H**ello everyone, we invite you to our home away from home and hope you will have a great time learning about our culture, heritage and traditions and to share with you our native ways. We always end our weekend with a feast on Sunday afternoon. We hope you will enjoy your time with us.  
Hiya Masi (Thank You)

**Cultural Encampments 2024**  
**June 28-30:** Roaring River County Park  
**July 19-21:** Waterloo County Park  
**August 23-25:** Cascadia County Park  
[naculturalencampment.org/](http://naculturalencampment.org/)

**What is a cultural encampment?**

Cultural encampment is a group of Native Americans from different parts of the United States coming together, making village-type settings with tipis and tents. We share our individual cultures and traditional information with the community.

Many moons ago, traveling through an area, you might see groups of tipis or tents for a short time in each area. They were there to gather together, trade or meet family members and to celebrate life by having a big feast and sharing food with one another as they traveled from one area to another. Come see what we have to offer.

**A little bit about us.**

We are a group of Native Americans with different backgrounds from different tribes in the U.S. We have come here to share with you our culture and traditions. We are working to enlarge our group and add more interested tribal people so we are always reaching out to many different indigenous groups around the U.S. to bring more information about native culture from all over the U.S. to share with the community. You can ask questions about us and we will answer the best way we can with the knowledge that has been passed down to us. We have brought to you



some of our history of our people and their journey through this area they traveled many years ago — trading, gathering, fishing and hunting.

At each encampment, there will be an agenda posted at the entryway to our village. There you will find dates and time of each event happening Friday, Saturday and Sunday. Please come in and visit and talk with us.

**FRIDAY**

**Morning Prayer**

We always start each day with a morning prayer. If you are up before the sun you may join us at our camp. A prayer is a good way to greet the day and make sure that the day goes smoothly and to ask our Creator/Great Spirit to

bless the grounds we are on and everyone who may visit and thank him for our blessings. Usually, we start at sunrise with the prayer and to catch the first rays of the sun when it touches our camp area about 5:30 or 6 a.m. When the prayer is finished we usually start a campfire and cook breakfast.

**We will open the village at 10 a.m. Friday through Sunday**

**Meet & Greet 10-10:30 a.m.**

It is important for us to introduce ourselves and welcome you to our camp, answer questions that you might have. We will do this every day of the encampment. We will have things on display and items for sale from 10 a.m. to 6 p.m. Please come and see what there is for offer. Each encampment will have its own craft class you can participate in. Instructors will help you complete your craft item before you leave each day. Class times are from 11 a.m. to 1 p.m.



**Storytelling & Flute Music: 4-6 p.m.**

We start with a flute song, then storytelling and we combine the two as we go along. We also answer questions about stories and our music at this time. When the last story is told, we thank you for coming to listen to us.

**Evening Prayer**

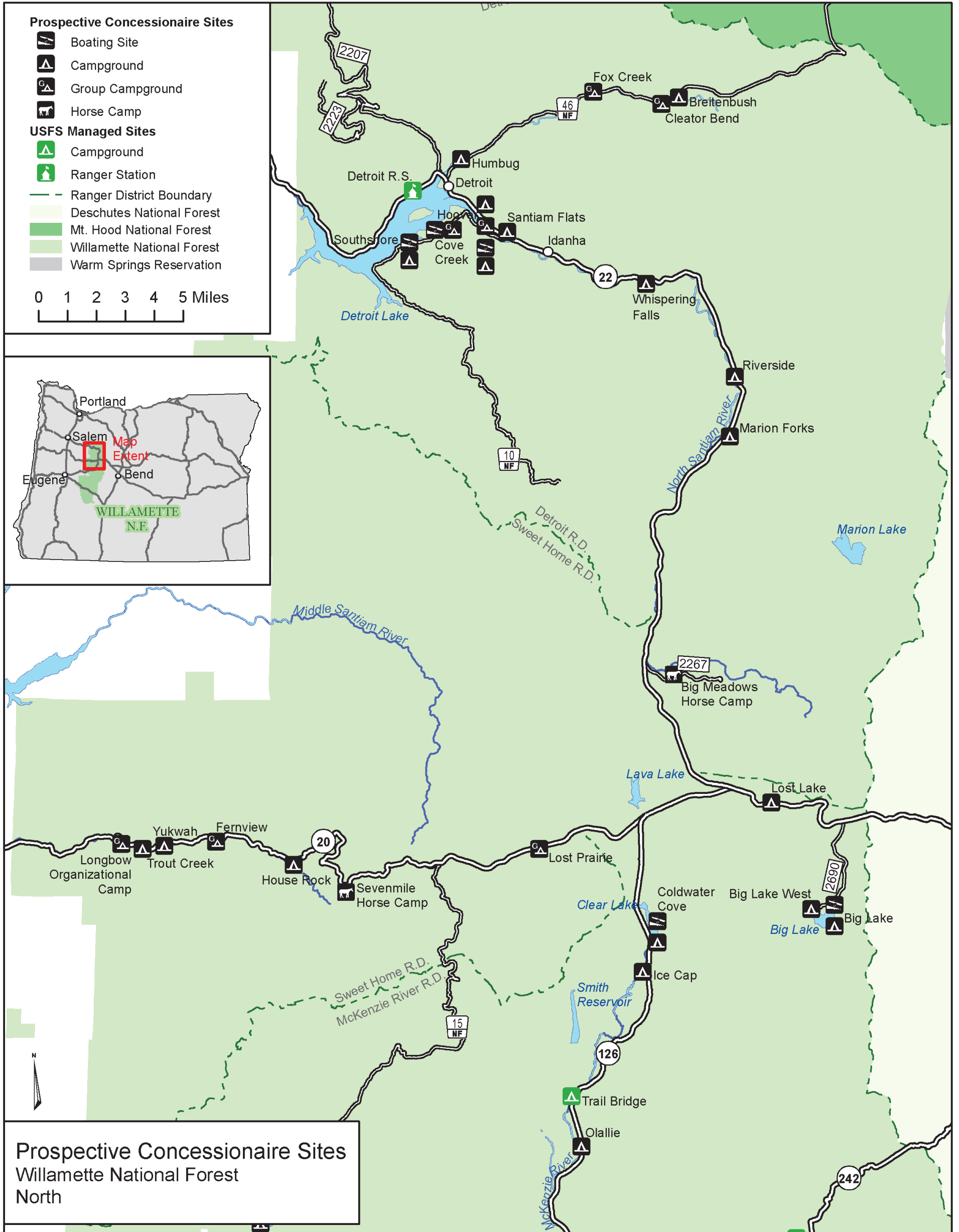
After we are finished with the stories and music, we finish with a prayer to end the day. We thank everyone for coming and remind them of the next day's events.

[naculturalencampment.org/](http://naculturalencampment.org/)

# Linn County to manage U.S. Forest Service campgrounds

Here is where they can be found. Reservations at:

[www.recreation.gov](http://www.recreation.gov)



# Hey, kids! Become a Junior Ranger!



The winner of the 2023 Junior Ranger fishing package was Dayna. All participants who complete and turn in the Junior Ranger Activity Book will receive a T-shirt at the end of the summer.

**T**

he Linn County Junior Ranger Program is back and better than ever. Featuring a new and improved Junior Ranger Activity Book for kids, ages 5-12, becoming a Junior Ranger is fun for everyone. Pick up your copy of the Junior Ranger Activity Book from any park ranger and complete the activities inside. Turn the book in with your contact information on it into the fee tube at your park and win prizes. All participants who complete the activities will earn a T-shirt at the end of the summer. Completed books will also be entered into a drawing for the “Grand Prize”.

Linn County’s program invites participants to complete a variety of activities intended to help them learn about the environment around them, animals that they may encounter, packing lists, safety tips, and more. The program features Scruffy, a cartoon bobcat character, who encourages kids to get outdoors and have fun.

If you have questions about the Junior Ranger Program, please ask any Linn County Park Ranger.



Linn County Parks has summer job openings, especially in the North Canyon (Detroit area) campgrounds. Learn more by visiting [www.linnparks.com](http://www.linnparks.com)

## U.S. Forest Service reservations

### 6 month Booking Window

| Reserve in: | Camp in:  |
|-------------|-----------|
| January     | July      |
| February    | August    |
| March       | September |
| April       | October   |
| May         | November  |
| June        | December  |
| July        | January   |
| August      | February  |
| September   | March     |
| October     | April     |
| November    | May       |
| December    | June      |

USFS Group Campgrounds are a 12 Month Booking Window

Reservations are made through: [www.recreation.gov](http://www.recreation.gov)  
 Phone Number for USFS reservations: (877)444-6777

## Linn County Parks reservations

| To camp in ... | Reserve in... |
|----------------|---------------|
| January        | April         |
| February       | May           |
| March          | June          |
| April          | July          |
| May            | August        |
| June           | September     |
| July           | October       |
| August         | November      |
| September      | December      |
| October        | January       |
| November       | February      |
| December       | March         |

To make campsite reservations visit [www.linnparks.com](http://www.linnparks.com) or call 541-967-3917

# 14 safe boating tips everyone should follow

## Safe Boating Tips

No matter how much experience you have, it's always a good idea for everyone to review boating safety rules and practices before leaving the dock. Below are a few safety tips to help you boat responsibly and enjoy your time on the water.

### 1. Take a Boating Safety Course

New boaters and experienced experts alike need to be familiar with the boating rules of the road. Boating safety courses are offered locally, inexpensive, and often completed in a day, in-person or online. boating education course.

### 2. Get a Free Vessel Safety Check

The U.S. Coast Guard Auxiliary and U.S. Power Squadrons offer complimentary boat examinations to verify the presence and condition of specific safety equipment required by state and federal regulations. Free of charge, they also offer virtual vessel exams.



Boaters enjoy a fun day on Foster Reservoir near Sweet Home.

## Free boat inspections; life jackets

The Linn County Sheriff's Office Marine Patrol and Bi-Mart will host free boat inspections in May:

- Saturday, May 18: Albany Bi-Mart from 8 a.m.-noon and then the Lebanon Bi-Mart from 1-5 p.m.
- Sunday, May 19: Sweet Home Bi-Mart from 10 a.m.-2 p.m.

There will be free life jackets for kids. No appointment necessary!

one else needs to get the boat back to shore.

### 8. Develop a Float Plan

Whether you inform a family member or staff at your local marina, let someone else know where you're going and how long you'll be gone.

A float plan can include the following information:

- Name, address, and phone number of the trip leader and passengers
- Boat type and registration information
- Trip itinerary
- Types of communication and signal equipment onboard, such as an Emergency Position
- Indicating Radio Beacon (EPIRB) or Personal Locator Beacon (PLB)

### 9. Wear a Life Jacket

Assign and fit each member of your onboard team with a life jacket before departure (visit these USCG resources for more information). Regulations vary by state, but children under 16 and all watersports riders should wear a life jacket on the water.

### 10. Never Drink and Drive a Boat

Operating a boat while intoxicated is illegal. Nearly half of all boating accidents involve alcohol—designate a sober skipper before leaving the dock.

### 11. Be Aware of Carbon Monoxide

Maintain fresh air circulation throughout the boat. Educate all passengers about the symptoms of CO poisoning and where CO may accumulate.

### 12. Don't Swim in a Marina

Never swim in a marina or other areas where boats are connected to shore power. Stray power

in the water can create an electric shock hazard.

### 13. Stay Clear of the Engine

Drivers should wear the boat's engine cut-off switch lanyard at all times. Keep watch around the propeller area when people are in the water. Never allow passengers to board or exit your boat from the water when engines are on—or idling. Take extra precautions near boats towing skiers or tubers.

### 14. Never Jump from a Moving Boat

Passengers should never participate in boat jumping. Instead, wait to exit the boat once the captain has announced that the boat's engine is off, and the boat is at a standstill. Jumping from a moving boat is extremely dangerous and can result in severe injury or death.

Always exercise caution and adhere to proper procedures to ensure a safe and enjoyable boating experience.


Ludwigia — also known as Water Primrose — is one of several invasive species that can cause damage to waterways. The plant can grow so thick it decreases oxygen for fish and can create a thick mat over lakes and ponds. Linn County Parks is actively working to eradicate ludwigia in its waterways.



## Do your part to curb invasive species movement

- **CLEAN** all aquatic plants, animals, and mud from your boat, motor, or trailer and discard them in the trash. Rinse, scrub or pressure wash, away from storm drains, ditches or waterways. Lawns, gravel pads, or self-serve car washes are best.
- **DRAIN** water from your motor, live well, bilge, and inside compartments on land before leaving the waterbody. For paddlecraft, flip or tilt the craft to let the water drain. Open any compartments and remove seats if necessary. Rinse or flush under flooring, at inflation chamber joints, or in other areas that can trap mud and debris.
- **DRY** your boat between uses if possible. Leave compartments open and sponge out standing water. Find a place that will allow the anchor line to dry.
- **"Pull the Plug"** if your boat has a drain plug.

— Oregon Department of Agriculture



## Safe boating check list

- Personal flotation devices
- Whistle and/or signal horn
- Fire extinguisher
- Distress signals such as flares
- Properly operating running lights
- Container with lid for cans/paper/plastic
- Ski flag
- Flashlight
- Tow rope
- Proper documentation
- Tools
- Communication devices: cell phones/CB radios

### 3. Follow a Pre-Departure Checklist

Utilizing a pre-departure checklist is a helpful way to check the boat and ensure the proper gear is onboard.

### 4. Be Weather-Wise

Always check local, route, and destination weather and water conditions before departure and ensure it is safe to go out.

### 5. Use Common Sense

Operate at a safe speed at all times (especially in crowded areas), stay alert, and steer clear of large vessels and watercraft that can be restricted in their ability to stop or turn.

### 6. Know the Nautical Rules of the Road

Maintain a proper lookout and be respectful of buoys and other navigational aids, all of which have been placed there to ensure your safety and the safety of the boats around you. To learn more, check out the USCG's Navigation Rules information page.

### 7. Designate an Assistant Skipper

Make sure more than one person on board is familiar with all aspects of the boat's handling, operations, and general boating safety, in case the primary operator is incapacitated, and some-

# Oregon Heritage Tree dedicated at Moyer House

By Alex Paul  
Communications Officer

**B**ROWNSVILLE — A crowd of cheering guests braved a cool breeze and intermittent raindrops to celebrate the induction of the 142-year-old linden tree and braided wisteria vine into the Oregon Heritage Tree program, sponsored by the state’s Travel Information Council.



It is the first designation in Linn County, but there are two honored trees in Benton County, including one on the Oregon State University campus, according to Craig Leech of the Oregon Heritage Tree program.

He said Oregon was the first state to support a Heritage Tree program, founded in 1995, and there are now 83 trees so honored.

**Tale of the tape ...**  
**Height:** 55-feet  
**Circumference:**  
**Linden Tree:** 90-inches  
**Wisteria:** 135-inches  
**Approximate age:**  
 142 years old

He said the linden tree is hearty and flexible and provided a strong

support for the braided wisteria, which is both intricate and gnarly. The partners have grown quite large over the decades, present as the community that was once the Linn County seat, grew and changed.

Leech said wisteria is part of the legume family and versions flourish everywhere from China and Japan to the eastern United States.

The Moyer House is at 204 North Main Street.

Leech said the largest wisteria vine in the U.S. encompasses more than one acre and weighs about 250 tons. It was planted in 1889 in Sierra Madre, California.

Oregon Heritage Tree Committee Chair Craig Leech encourages the public to visit the Moyer House Linden and wisteria. “Visiting an Oregon Heritage Tree is a chance to learn localized Oregon history and honor the vital role trees play in giving character to our urban spaces and building community pride,” Leech said. “The Moyer House Linden / Wisteria has become a landmark in Brownsville and a unique addition to the Oregon Heritage Tree Program.”

Elizabeth Brown (1841-1922) arrived in the Calapooia Valley via the 1846 Blakely-Brown wagon train, captained by her uncle James Blakely. John Moyer (1829-1904), a carpenter from Ohio, arrived by horseback in 1852 after a



*Wisteria blossoms poke their way through the dense cluster of leaves on its partner linden tree in the front yard of the historic Moyer House in downtown Brownsville. The wisteria vine and linden tree were inducted into the Oregon Heritage Tree program Friday afternoon, the first to be honored in Linn County.*



**Above:** Craig Leech of the Oregon Heritage Tree program and Stacey Whaley, Linn County Parks & Recreation director. **Above right:** A commemorative plaque tells a bit about the wisteria vine and linden tree’s long history.



journey of just three months. The two married in 1857 and raised their children in a humbler home on the property where the much grander Moyer House now stands

The tree/vine were planted in the front yard of their Italianate mansion in downtown Brownsville in 1881 or 1882. John Moyer was an entrepreneur who made a fortune turning logs into lumber, selling cattle to gold miners, operating a woolen mill and investing in the local bank.

The Moyer House is managed and maintained by the Linn County Parks & Recreation Department as part of the Linn County Historic Museum.

Mandy Cole, a museum staff member, submitted the application paperwork.

She said a Kalapuya woman, Eliza Young, is credited with braiding the once supple wisteria vine that is now massive.

Parks Director Stacey Whaley thanked all who were involved in making the event happen, including parks staff and volunteers.

“This tree and vine have been witnesses to Brownsville’s history for decades,” Whaley said.

The Moyer House Linden / Wisteria — scientific name *Tilia americana/ Wisteria floribunda* — is the 83<sup>rd</sup> Oregon Heritage Tree, a designation that recognizes trees with statewide or national significance. The linden tree is 90 inches in circumference and the wisteria vine 135 inches. The pair is approximately 55 feet tall and estimated to be about 142-143 years old.

The tree and vine are entwined in one another with the wisteria relying on the linden for support. In the spring, wisteria blossoms are profuse, popping out everywhere amongst the linden branches.

For more information regarding the Heritage Tree program visit [www.oregontic.com/oregon-heritage-trees](http://www.oregontic.com/oregon-heritage-trees).

# Carriage Me Back to 1894 May 4-5 in Brownsville

**B**ROWNSVILLE — On May 4 and 5 the ever-popular annual fundraiser for the Linn County Historical Museum in Brownsville will return with historic and sometimes hilarious scenes



from 1894.

“Join us for a rollicking good time looking back at the highs and the lows of the gilded age in America, Oregon and Brownsville,” said Museum staffer Barbara Andersen. “For the upper classes this was a time of great prosperity and glamour, for the underclasses this was an age of hardship and loss.”

Brownsville is growing up with new businesses opening and North Brownsville set to consolidate with Brownsville, originally on the south side of the river. There are two hotels and the train comes through twice daily.

Spirits are high, but a recession is coming.

Hop on the 20-seat wagon and cruise around town to learn more about 1894 before being dropped off at the Moyer House for more drama

inside.

This year the wagon will be drawn by an antique tractor while a new horse is being trained to help pull the wagon next year.

Tickets are \$15 for those ages 12 and older, \$5 for those under 12 and you can reserve the whole wagon for \$225. Tickets can be purchased at the Museum (101 Park Ave. in Brownsville) or reserved by calling 541-466-3390.

“We strongly recommend reservations as the wagons fill up fast,” Andersen said.

“All proceeds go to the support of the Museum and Moyer House events and programs.

For more information, call the Linn County Historical Museum at 541-466-3390.

The Linn County Historical Museum and Moyer House are maintained and operated by the Linn County Parks & Recreation Department.



## Linn County is hiring!

Seasonal and permanent job openings, full- or part-time!

**Road Department**

[www.linncountyor.gov/jobs](http://www.linncountyor.gov/jobs)

**Parks & Recreation**

[www.linnparks.com](http://www.linnparks.com)

**Health Department**

[www.linncountyor.gov/healthservices/page/career-opportunities](http://www.linncountyor.gov/healthservices/page/career-opportunities)

**Sheriff's Office**

[www.LinnSheriff.org](http://www.LinnSheriff.org)

**More Linn County jobs at**

[www.linncountyor.gov/jobs](http://www.linncountyor.gov/jobs)



<https://waterdata.usgs.gov/>

### Reservoir Boat Ramp Toe Elevation

- 970 ft. Whitcomb Creek
- 919 ft. Thistle Creek Lower Ramp
- 980 ft. Thistle Creek Upper Ramp
- 631 ft. Calkins Park
- 619 ft. Gedney
- 613 ft. Sunnyside

\*Boaters should be aware to launch most boats there needs to be at least two feet of water above the toe elevation of the ramp.

## Linn County Board of Commissioners



Roger Nyquist



Sherrie Sprenger



Will Tucker

## Comments, questions?

Do you have a comment or story idea for the Linn County Parks Newsletter? Please contact Editor Alex Paul, Linn County Communications Officer at 541-967-3825 or email [apaul@co.linn.or.us](mailto:apaul@co.linn.or.us).