



TMDL Implementation 5th Year Review Report Guidance Template

Molalla-Pudding Subbasin Designated Management Agencies

Due January 31, 2016

Version I

I. Instructions

By completing this 5th Year Review Report, you are fulfilling the reporting requirement and providing DEQ with a summary of your overall TMDL implementation status, including assessment of the relevance of best management practices used for meeting TMDL pollution reductions. This form is brief and is intended to provide a quick look at TMDL implementation progress. Please attach a separate document if you determine that additional information, beyond this form, is needed to capture TMDL implementation progress.

II. Submittal

Please submit an electronic copy of the completed 5th Year Review Report to the appropriate Basin Coordinator (listed below). Name the submitted, electronic file with the city name and the date. Include a separate, scanned cover sheet which has been signed by the person who is authorized to sign this report. If you have further questions about submittal or need assistance, please contact the DEQ Basin Coordinator for your geographic area:

- **Molalla** Karen Williams 503-229-6957 williams.karen@deq.state.or.us
DEQ Northwest Region
700 NE Multnomah St., Suite #600
Portland, OR 97232
- **Pudding** Nancy Gramlich 503-378-5073 gramlich.nancy@deq.state.or.us
Priscilla Woolverton 541-687-7347 woolverton.priscilla@deq.state.or.us
DEQ Western Region
4026 Fairview Industrial Dr SE
Salem, OR 97302



TMDL Implementation 5th Year Review Report Guidance Template

Molalla-Pudding Subbasin Designated Management Agencies

Due January 31, 2016

Version I

III. Water Quality Tips

Sidebars throughout this form provide information about nonpoint source pollution and best management practices. Please take time to review all the Water Quality Tips!!!

IV. Summary Report Availability

DEQ will use data and information from the Molalla-Pudding Subbasin 5th Year Review Reports to evaluate the overall progress of urban Designated Management Agencies in implementing practices that will reduce non-point source pollutant loads. A final report summarizing the information will be prepared for all DMAs in the Molalla-Pudding Subbasin. The report will not evaluate or establish compliance with permits or TMDL orders.

V. Please provide the information requested below:

1. TMDL Contact information

TMDL Contact Name _____

Title _____

Address _____

City / County _____ Zip Code _____

Telephone _____

Email address _____

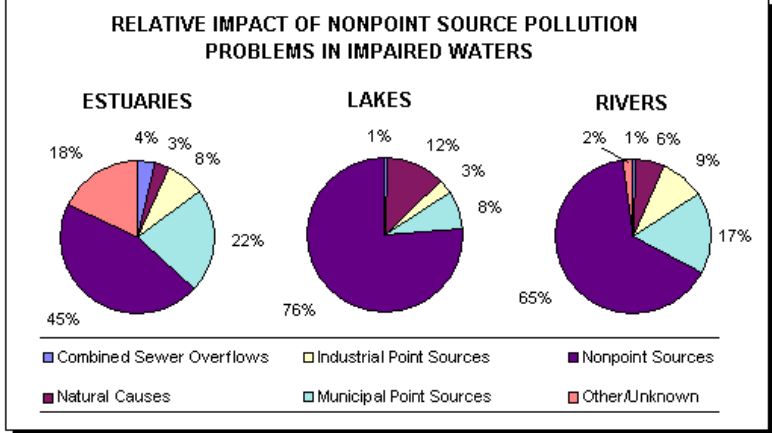


Water Quality Tip #1

TMDL Nonpoint Source Plan Implementation is Important for Restoring and Protecting Water Quality

Identify Your Plan With A More Common Name:

- **Water Quality Improvement Plan**
- **Nonpoint Source Implementation Plan**
- **Stormwater Management and Temperature Improvement Plan**
- **Surface Water Management Plan**



Source: http://www.na.fs.fed.us/spfo/pubs/n_resource/riparianforests/Tab%201.htm

2. TMDL Geographic and Demographic Information

TMDL Implementation Plan Approval Date (MM/DD/YY): _____

Designated Management Agency Name _____

TMDL Basin - Willamette River

Please identify your subbasin (s) Middle Willamette Molalla Pudding

List streams and receiving waterbody(s) within your jurisdiction:



TMDL Implementation 5th Year Review Report Guidance Template

Molalla-Pudding Subbasin Designated Management Agencies

Due January 31, 2016

Version I

a. Please Identify Your Population or Permit Status

< 500

>=10,000 Stormwater Six Control Measures

500 < 1000

City NPDES MS4 Phase II Permit

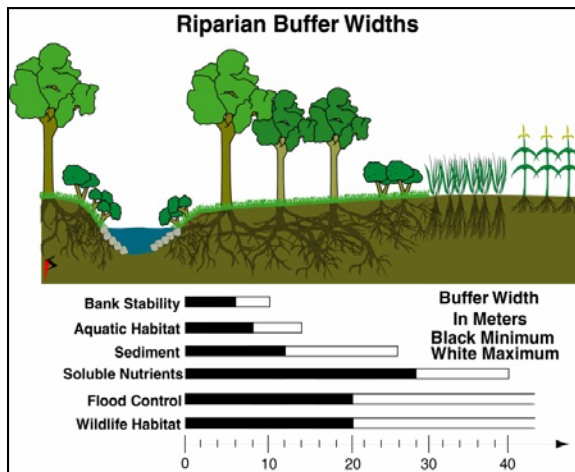
1,000 < 5000

County NPDES MS4 Phase II Permit

5,000 < 10,000

City NPDES MS4 Phase I Permit

Water Quality Tip #2



Recommended Riparian Management Practices

- Protect or establish native shrubs, trees, or other vegetation along streams to help prevent bank erosion, trap sediment and filter other pollutants.
- Plan developments and other land disturbing activities to protect riparian zones.

Practices to Avoid

- Straightening sections of streams.
- Removing streamside shrubs, trees and other vegetation.
- Operating heavy equipment in the riparian zone.

Comparative widths of riparian buffer needed for certain conservation goals.

Illustration by: Peter Schulz

Source: <http://www.buffer.forestry.iastate.edu/Photogallery/illustrations/Images/Riparian-Widths.sld.jpg>



b. Please Identify the Urban/Rural TMDL Reductions Your Plan Addresses Using Table A below:

Table A – TMDL Parameter Load Allocations

Subbasin	Parameter Reductions
<p>Middle Willamette</p> <p>Molalla-Pudding</p>	<p>Mercury: <input type="checkbox"/> 27% Reduction Willamette Basinwide-All Subbasins</p> <p>Temperature: <input type="checkbox"/> Attainment and preservation of effective shade levels on smaller tributaries associated with system potential vegetation will eliminate most anthropogenic nonpoint source heat loads. Surrogate measure is percent effective shade targets and a heat load equivalent of 0.05 °C of the Human Use Allowance. Other important measures— preserving and restoring cool water refuges where salmonids rear and migrate to when the river warms up in the summer; restore instream flow quantity.</p>
<p>Middle Willamette</p>	<p>Bacteria Reductions: <input type="checkbox"/> 88% summer <input type="checkbox"/> 75% fall-winter-spring Middle Willamette Specific Tributaries <input type="checkbox"/> 81% Mill Creek Turner Road <input type="checkbox"/> 79% Pringle Creek at Pringle Park/Church Street <input type="checkbox"/> 89% Clark Creek at Mouth Bush Park</p>
<p>Molalla-Pudding</p>	<p>Bacteria: <input type="checkbox"/> 75% to 87% reduction summer <input type="checkbox"/> 70% to 92% reduction fall-winter-spring</p>
<p>Pudding</p>	<p>Iron: <input type="checkbox"/> 6 mg/l total suspended target to meet 7% to 79% reduction based on stream flow Pudding River.</p> <p>Legacy Pesticides: <input type="checkbox"/> 30% reduction DDT Pudding River and Tributaries <input type="checkbox"/> 90% reduction Dieldrin Pudding River and Tributaries <input type="checkbox"/> 15 mg/L Pudding River In stream total suspended solids targets</p>



VI. TMDL Annual Reporting and Implementation Information

1. Were the required annual reports submitted over the last 4-5 years?

Report 1 Yes No Report 2 Yes No Report 3 Yes No Report 4 Yes No

2. Please refer to Appendix A of this document. Review Appendix A and check the boxes for Appendix A strategies that have been ongoing, implemented, or partially implemented over the preceding four years. Compare Appendix A to your matrix. Update your matrix with any strategies that are checked in Appendix A, and not in your matrix, before proceeding to number 4 below.

3. Top 8 Management Strategies

Table B on the next page identifies 8 TMDL management strategies that should be incorporated into every plan over time.

- a. Please check the Table B 2010-2015 column for the strategies that were implemented during that time cycle.
- b. Please check Table B 2015-2020 column for the strategies that will be implemented in this next cycle.
- c. Compare Table B to your matrix. Update your matrix with any strategies that are checked in either column, and not in your matrix, before proceeding to number 4 below.



Table B- TMDL Top 8 Management Strategies

#	Management Strategy	2010 - 2015	2015 - 2020
1	City Council meeting overview and acknowledgement of all TMDL plans and annual and 5 year reports		
2	Based on the fiscal analysis required for plan approval, confirmed funding strategy is in place for progressive plan implementation		
3	Stormwater conveyance systems map to track and locate problems more efficiently		
4	Illicit discharge ordinance for such things as releases, spills, erosion, dumping		
5	Development and implementation of post-construction ordinance for meeting pre-development hydrology*		
6	Inventory of riparian vegetation within city or county jurisdiction to establish baseline conditions and priorities for restoration		
7	Complete at least one riparian restoration project or implement strategy to preserve existing riparian vegetation		
8	Establish a mailing or email list of landowners to conduct education and outreach and public involvement strategies		

***Note:** Please access the *Guidance for Including Post-Construction Elements in TMDL Implementation Plans* <http://www.deq.state.or.us/wq/tmdls/docs/TMDLguidance.pdf>



4. Matrix Update and Numerical Categorization

- a. Please update your revised matrix by entering the “Strategy Matrix Term” below that best describes the status of each strategy listed in your matrix. Use only the terms provided below. Every strategy must have an identified term (refer to Appendix B example).
- b. Please refer to your matrix developed from number 4.a. above, and numerically categorize the strategies below.

Strategy Matrix Terms

- _____ **Complete** - Strategy implemented and/or is ongoing as expected.
- _____ **Incomplete** - Strategy started, but measures not 100% or interim steps still underway because of unanticipated delays.
- _____ **Not Implemented** - Strategy not started but will be implemented 2015-2020.
- _____ **Delete** - Strategy not implemented and will not be implemented in 2015-2020.
- _____ **Appendix A** - Strategy implemented and added from Appendix A review.
- _____ **Table B** - Strategy implemented in 2010-2015 and added from Table B Review.
- _____ **Table B New** - Strategy from Table B review that will be implemented 2015-2020.

- c. Please save and rename your matrix as 2015-2020, and email or mail a copy to your respective DEQ representative at the time of template submittal.

Note for Section VI: *DMA's must demonstrate plan implementation and efforts to reduce TMDL pollutants. DEQ will not use timelines and measures in implementation plans as enforceable compliance points as these measures are based on a DMA's professional judgment of their capability. DEQ expects that delays in timelines and not meeting 100% of the measures will be part of the DMA's adaptive management.*



TMDL Implementation 5th Year Review Report Guidance Template

Molalla-Pudding Subbasin Designated Management Agencies

Due January 31, 2016

Version I

- 5. Please provide a concise discussion on the successful plan elements implemented during 2010-2015. Please limit your discussion to ten sentences or less.**

- 6. Please provide a concise discussion on any impediments to 2010-2015 plan implementation. Please limit your discussion to ten sentences or less.**



TMDL Implementation 5th Year Review Report Guidance Template

Molalla-Pudding Subbasin Designated Management Agencies

Due January 31, 2016

Version I

7. Effectiveness of Public Participation/Involvement and Public Education and Outreach

Educating and engaging staff and other stakeholders is a requirement of TMDL Implementation. In order to successfully design and implement a sustainable TMDL Implementation Plan for stormwater protection and cool water for aquatic life, implementing agencies need support from internal and external stakeholders including: staff, other agencies, elected officials, civil society, and the public at large. **For the strategies in Table C below, please identify the approximate number of times your city or county has effectively reached, engaged, gained support, and encouraged changes in behavior in your community.**

Table C – Water Quality Outreach, Education, and Public Involvement Strategies

Strategy Type	Total Times Strategy Used
<i>Example - City Council Meeting -TMDL related agenda item (reporting, plan status)</i>	6
<i>Example – Consumer Confidence Report(CCR) Water Quality Education Corner</i>	1
City Council Meeting with TMDL in Subject	
Workshop and Training	
Annual City Cleanup Day	
Tree Committee Meetings	
City Development and Planning Committee Meetings	
Consumer Confidence Report w/Water Quality Corner	
Brochure, Utility Bill Insert, City Newsletter	
Media Release (Newspaper, Radio, Television, Cable Access Channel)	
Website Utilized for Posting and Storing Water Quality Documents	
Water Quality Complaint Resolution	
Other:	
Other:	
Other:	
Other:	
Other:	
Other:	
Other:	



VII. TMDL Implementation and Reporting Information

- 1. For the next cycle (2015-2020) of TMDL implementation, please provide a concise discussion on continued, effective implementation and proposed solutions to overcome previous impediments. Please limit your discussion to 15 sentences or less.**

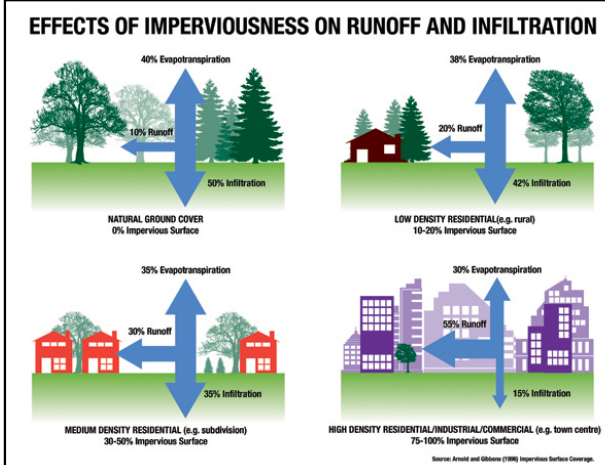
2. The 5th year submittal date by DEQ does not delay or change your 2010-2015 assigned annual progress reporting month. The annual reports for 2015-2020 TMDL implementation cycle will continue to be submitted in:

January June August September October November Other _____

Water Quality Tip #3

Post-construction Ordinance for Meeting Pre-development Hydrology

EFFECTS OF IMPERVIOUSNESS ON RUNOFF AND INFILTRATION



Source: Town of Richmond Hill, CA - Environment Services Division, Stormwater Management

Stormwater Management

- Releases runoff into natural waterways slowly, imitating the water cycle before urbanization.
- Involves storing and directing stormwater runoff in urbanized areas to control flooding, erosion and water quality
- Slows the force of water during rain events and mitigates scours of stream bottoms, erosion of banks, impacts to aquatic habitat, and increases in pollutants such as phosphorus, heavy metals, sediment, oil and grease, pesticides and bacteria from urbanized areas.



VIII. Certification

The person certifying the report should be a principal executive officer (e.g., Public Works Director, City Administrator) or ranking elected official (e.g., Mayor)

Name of certifying official: _____

Title: _____

Yes I certify that the information contained in this document is true, accurate, and complete to the best of my knowledge and belief.

Date: _____

(mm/dd/yyyy)

Please remember to:

- *Complete Appendix A checklist and Table B*
- *Email or mail to the DEQ Basin Coordinator for your geographic area the new 2015-2020 matrix that will be used for reporting annual and 5 year progress for the next 5 year cycle of TMDL implementation.*

Water Quality Tip #4



Mowed

First Year Growth

5 to 10 Years

Changing maintenance practices, such as adding “no-mow” buffers, and restoring natural vegetation along waterways can begin the process of healing our urban streams and providing a greenbelt network for wildlife and future generations. Source:

http://www.austintexas.gov/sites/default/files/files/Watershed/riparian/riparian_progression2.jpg



TMDL Implementation 5th Year Review Report Guidance Template

Molalla-Pudding Subbasin Designated Management Agencies

Due January 31, 2016

Version I

2010-2015 Matrix Implementation	Appendix A Key Strategies for TMDL Implementation	Bacteria(E coli)	Dissolved Oxygen	Turbidity	Iron	Mercury	Legacy & Current Use Pesticides	Nutrients Phosphorous; Nitrates	Temperature
Temperature Reduction Strategies Riparian and Wetland Protection and Restoration Programs									
	Tree protection ordinance that retains canopy coverage, which will hold water and reduce temperature increases on impervious surfaces								•
	Wetland protection ordinance that includes protection of headwaters and riparian corridors and other groundwater resources that provides cool water inflow from groundwater, hyporheic (near surface), wetland, or other sources during the hottest time of year	•	•	•	•	•	•	•	•
	Low Impact Development (LID) ordinance that requires all new, redevelopment, and	•	•	•	•	•	•	•	•



TMDL Implementation 5th Year Review Report Guidance Template

Molalla-Pudding Subbasin Designated Management Agencies

Due January 31, 2016

Version I

2010-2015 Matrix Implementation	Appendix A Key Strategies for TMDL Implementation	Bacteria(E coli)	Dissolved Oxygen	Turbidity	Iron	Mercury	Legacy & Current Use Pesticides	Nutrients Phosphorous; Nitrates	Temperature
	retrofit projects to retain natural riparian site conditions for surface water flows								
	City/County exclusive requirement to protect buffers, riparian, wetland, and native vegetation areas on city/county property (ex., conservation programs, buffer width requirement)	•	•	•	•	•	•	•	•
	Instream placement of large woody debris, and bed and bank material (e.g. gravel)								•
	Educate or enforce on riparian violations	•	•	•	•	•	•	•	•
	Identification of watershed partners and projects that support implementation efforts and implementation of riparian restoration and LID on-the-ground projects	•	•	•	•	•	•	•	•
	Purchase or adoption of permanent instream transfers through Oregon		•						•



TMDL Implementation 5th Year Review Report Guidance Template

Molalla-Pudding Subbasin Designated Management Agencies

Due January 31, 2016

Version I

2010-2015 Matrix Implementation	Appendix A Key Strategies for TMDL Implementation	Bacteria(E coli)	Dissolved Oxygen	Turbidity	Iron	Mercury	Legacy & Current Use Pesticides	Nutrients Phosphorous; Nitrates	Temperature
	Water Resources Department, particularly during the summer and late fall flow periods.								
	Stormwater Management Strategies Pollution Prevention in Municipal Operation								
	Regular sweeping of streets, parking lots, and other impervious surfaces with sweepers that have good efficiencies for removing the tiniest particles.	•		•	•	•	•	•	
	Implement policy, such as integrated pest management(IPM), to prevent over-application of maintenance and construction products (ex., reduce fertilizer use at public parks, on public lawns, landscaped areas, riparian corridors; avoid over application deicing salts)		•	•		•		•	



TMDL Implementation 5th Year Review Report Guidance Template

Molalla-Pudding Subbasin Designated Management Agencies

Due January 31, 2016

Version I

2010-2015 Matrix Implementation	Appendix A Key Strategies for TMDL Implementation	Bacteria(E coli)	Dissolved Oxygen	Turbidity	Iron	Mercury	Legacy & Current Use Pesticides	Nutrients Phosphorous; Nitrates	Temperature
	Employee training about maintenance and construction practices to protect water quality	•	•	•	•	•	•	•	•
	Maintenance program for stormwater collection and treatment systems	•		•	•	•	•	•	
	Incorporate electric and low MPG into transportation fleet to reduce mercury					•			
	Stormwater Management Strategies Illicit Discharge Detection and Elimination								
	No Wildlife Feeding ordinance or signs near waterbodies to limit wildlife waste and sediment from riparian damage entering waters of the state	•		•	•	•	•	•	



TMDL Implementation 5th Year Review Report Guidance Template

Molalla-Pudding Subbasin Designated Management Agencies

Due January 31, 2016

Version I

2010-2015 Matrix Implementation	Appendix A Key Strategies for TMDL Implementation	Bacteria(E coli)	Dissolved Oxygen	Turbidity	Iron	Mercury	Legacy & Current Use Pesticides	Nutrients Phosphorous; Nitrates	Temperature
	Pet waste reduction strategies (e.g., waste pick-up stations or ordinance for home and in public areas; dog park that is sited away from environmentally sensitive features; signs; collaborative Pledge based pet waste program)	•						•	
	Porta potties at parks in summer with no facilities and public events (fairs, markets, holidays, etc)	•						•	
	Minimize inflow and infiltration of stormwater to wastewater system	•						•	
	Respond to complaints about illegal discharges; educate residents about illegal discharges.	•	•	•	•	•	•	•	
	Septic system programs (e.g., ordinance for hook-up to public wastewater system; local loan program for low-cost assistance; onsite system fixes and repairs during sale)	•						•	



TMDL Implementation 5th Year Review Report Guidance Template

Molalla-Pudding Subbasin Designated Management Agencies

Due January 31, 2016

Version I

2010-2015 Matrix Implementation	Appendix A Key Strategies for TMDL Implementation	Bacteria(E coli)	Dissolved Oxygen	Turbidity	Iron	Mercury	Legacy & Current Use Pesticides	Nutrients Phosphorous; Nitrates	Temperature
	Identify and eliminate wastewater treatment plant illicit discharges and cross connections to stormwater system	•	•			•		•	•
	Stormwater Management Strategies Construction Stormwater Runoff Control								
	Hillside development (Steep Slopes) protection code/ordinance to minimize or stop soil erosion from steep slopes that are eroding (or subject to erosion from disturbance)			•	•	•	•	•	
	Develop erosion and sediment control ordinance for less than 1 acre of disturbance during construction or adopt 1200 C permit requirements			•	•	•	•	•	
	Strengthen 1200-C permit oversight for construction greater than or equal to 1			•	•	•	•	•	



TMDL Implementation 5th Year Review Report Guidance Template

Molalla-Pudding Subbasin Designated Management Agencies

Due January 31, 2016

Version I

2010-2015 Matrix Implementation	Appendix A Key Strategies for TMDL Implementation	Bacteria(E coli)	Dissolved Oxygen	Turbidity	Iron	Mercury	Legacy & Current Use Pesticides	Nutrients Phosphorous; Nitrates	Temperature
	acre--Require permit approval for land use approval								
	Stormwater Management Strategies Post-Construction Development for New Development and Redevelopment								
	Construct site swales that will settle, infiltrate , and treat turbid runoff stormwater	•		•	•	•	•	•	
	Stormwater Master/Management Plan with water quality components for riparian areas and stormwater management controls (develop or update)	•	•	•	•	•	•	•	•
	Adopt a LID ordinance that requires all new, redevelopment, and retrofit projects to reduce impervious surfaces and use LID and other BMPs to infiltrate, filter, retain,	•		•	•	•	•	•	



TMDL Implementation 5th Year Review Report Guidance Template

Molalla-Pudding Subbasin Designated Management Agencies

Due January 31, 2016

Version I

2010-2015 Matrix Implementation	Appendix A Key Strategies for TMDL Implementation	Bacteria(E coli)	Dissolved Oxygen	Turbidity	Iron	Mercury	Legacy & Current Use Pesticides	Nutrients Phosphorous; Nitrates	Temperature
	evaporate, and slow down runoff close to its source and treat nutrients from impervious surfaces.								
	Establish system development code fee and/or maintenance fee for stormwater systems such as bioswales	•	•	•	•	•	•	•	
	Implementing the 6 stormwater control measures required for cities >=10K population or MS4 permitted implementing 6 measures outside county MS4 boundaries.	•	•	•	•	•	•	•	
	Stormwater Management Strategies Education and Outreach, Public Involvement/Participati on								
	Stormwater/water quality protection education via website, workshops, mailers, etc	•	•	•	•	•	•	•	



TMDL Implementation 5th Year Review Report Guidance Template

Molalla-Pudding Subbasin Designated Management Agencies

Due January 31, 2016

Version I

2010-2015 Matrix Implementation	Appendix A Key Strategies for TMDL Implementation	Bacteria(E coli)	Dissolved Oxygen	Turbidity	Iron	Mercury	Legacy & Current Use Pesticides	Nutrients Phosphorous; Nitrates	Temperature
	Consult with larger jurisdictions or neighboring cities for educational materials	•	•	•	•	•	•	•	•
	Conduct public education and outreach on riparian and wetland protection and restoration and local zoning/ordinances to protect riparian areas	•	•	•	•	•	•	•	•
	Establish tree planting program and tree planting in open areas to provide canopy coverage and storm water collection	•	•	•	•	•	•	•	•
	Conduct and participate in regional erosion control summits			•	•	•	•	•	
	Promote carpooling, public transportation as a strategy to reduce mercury					•			
	Promote/collaborate/incentivize riparian protection on private property	•	•	•	•	•	•	•	•
	Post TMDL Implementation Plan on website or make available to public for	•	•	•	•	•	•	•	•



TMDL Implementation 5th Year Review Report Guidance Template

Molalla-Pudding Subbasin Designated Management Agencies

Due January 31, 2016

Version I

2010-2015 Matrix Implementation	Appendix A Key Strategies for TMDL Implementation	Bacteria(E coli)	Dissolved Oxygen	Turbidity	Iron	Mercury	Legacy & Current Use Pesticides	Nutrients Phosphorous; Nitrates	Temperature
	review and comment								
	Drinking Water Protection								
	Code/Ordinance to provide and protect drinking water obtained from groundwater or surface water sources from nonpoint source protection	•		•	•		•	•	
	List Strategies Being Implemented that are not Identified Above								
	Other:								
	Other:								
	Other:								
	Other:								
	Other:								
	Other:								



TMDL Implementation 5th Year Review Report Guidance
Molalla-Pudding Subbasin Designated Management Agencies
 Implementation Reporting Date Range: June 2010-December 2015
 Report Due January 31, 2016

Appendix B: TMDL Implementation Matrix Example for Terms

Pollutant: Bacteria, Mercury, Pesticides, Temperature							
SOURCE	STRATEGY	HOW	FISCAL ANALYSIS	MEASURE	TIMELINE	MILESTONE	STATUS
Pollutants carried to waterways in stormwater	Long term planning for stormwater control	Develop stormwater master plan that incorporates protecting water quality	Council approval needed to fund contractor	-Obtain Council approval for funds -Hire contractor -Plan approval by Council	Start 2009 Complete 2012	Contractor hired	Delayed Oct. 2009 Council fund approval Feb. 2010 Contractor selected May 2011 Stormwater master plan developed - City Council review delayed, but expected in next several months 2013 The stormwater master plan can be viewed at www.pswplan
Pollutants carried to waterways in stormwater	Pollution prevention in municipal	Street Sweeping 2 times per year	Funded	-Sweep streets 2 times/yr -Track volume of debris collected -Before after reduction in volume of debris	Ongoing	NA	Complete Over the course of 4 years: Swept streets at a minimum 2 times per year; Documented 1000 pounds of debris reduction. Maintenance log with total debris collected and reduction overtime attached for reference.
Pollutant: Bacteria							



TMDL Implementation 5th Year Review Report Guidance
Molalla-Pudding Subbasin Designated Management Agencies
 Implementation Reporting Date Range: June 2010-December 2015
 Report Due January 31, 2016

SOURCE	STRATEGY	HOW	FISCAL ANALYSIS	MEASURE	TIMELINE	MILESTONE	STATUS
Failing Septic System	Ensure Repair of Failing Septic System	Respond to reports of failing systems, work with homeowner to est. timeline for repair	Already funded	Track # of reports, document inspection outcomes, and repairs	Ongoing	NA	Complete Over the course of 4 years, received 5 complaints regarding failing septic systems. 2 of 3 resulted in notification for fixes. One was fixed at time of sale and one was a large system referred to DEQ for oversight.
Bacteria carried to waterways in stormwater	Encourage residents to pick up after their dogs in parks	Install pick up after pet stations and bags at 3 parks	Apply for grant	3 Stations installed; Bags checked and replaced	2008-2012 Then ongoing	Obtain grant	Complete Please refer to attached photos of park with station. 2009 Grant obtained; 2009 Two stations installed; 2010 One station installed; 2009-ongoing w/ bag inventory check and replacement 3 times per year .
Bacteria carried to waterways in stormwater	Conduct annual cross connection surveys and issue repairs	Conduct 4 cross connection surveys per/year and issue repairs for problems if identified	Part of Wastewater Treatment Plant Operation and Maintenance	Track number of : surveys conducted; repairs issued; repairs performed completed	2008-2013	Conduct Surveys	Incomplete 10 surveys(goal 16); 4 work orders issued, 2 completed to eliminate cross connections; 2 repairs pending but in-progress
Pollutants carried to waterways in stormwater	Community development project opportunities	Consider water quality for community development projects	Community development grant	Install dog park/run in river park at protective distance from riparian area	2011	NA	Appendix A

Appendix A:

Key Strategies for TMDL Implementation: Other

Other
Other
Other
Other
Other
Other